

**CM6TSMF**  
Instruction manual



CM6TSMF Manual



## Introduction

Please read this manual carefully before using the product. This will give you the necessary product and installation instructions to assure a seamless installation and non-compromised overall sound quality.

The CM6TSMF has been designed with safety in mind. The result is a modern and very competitively priced 100 volt ceiling mounted loudspeaker with an all metal speaker grille, back-can and mounting dog-ears. Easy to integrate in high quality BGM and paging systems, this speaker offers a soundstage, unheard in this price range.

The CM6TSMF is equipped with a high quality 1.5/3/6 watt 100 volt transformer. The speaker can be used in almost any 100 volt application requiring BGM sound levels.

CM6TSMF is the ideal speaker for background music and spoken message distribution and has a very good speech intelligibility factor and a surprisingly wide dispersion at the typical speech frequencies, making it your number one choice for vocal announcements, evacuation systems...

The 6.5 inch woofer has a moisture proof coating and a reinforced dual paper cone for extended frequency response.

## Safety precautions

- Keep this manual for future reference
- When making the hole in your mounting panel to mount the Apart CM6TSMF speaker, make sure there is sufficient clearance behind the panel (no obstructions like AC power lines etc)
- Take care of your speaker wires; they should be free of damage. Damaged speaker wires may result in poor sound quality and can damage amplifiers
- Only use accessories specified by the manufacturer
- Make sure the mounting panel can support the speaker's weight
- Use a sufficient amount of speakers to avoid dead-spots
- No mains power can be connected to the loudspeakers, doing so will damage the speaker
- This apparatus should only be serviced by qualified personnel. If not serviced by qualified personnel, warranty may be void
- Use cable of the right gauge, especially for long runs
- Use cables with clear color indication and maintain polarity throughout the whole system
- Avoid loud feedback from microphones, as it can damage your speaker
- Please check the packing for any kind of damage upon reception of the goods. If the packing is damaged, please contact your local dealer before opening it
- Please note that this speaker is designed for indoor use only!

## Recommended applications

- Hallways
- Boutiques and shops
- Board rooms & Offices
- Emergency and evacuation systems
- ...

## Mounting the loudspeaker

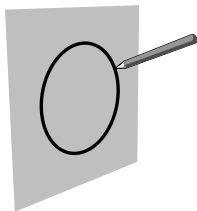
The loudspeaker is very easy to install, due to the all metal mounting system.

Using the cutout template:

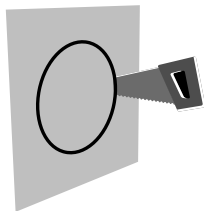
**Note:** when making the hole in your mounting panel, double check if there are no cables or any other obstructions behind the mounting panel. Cutting the mounting panel without this check might result in damaged infrastructure or power lines.

The metal backcan has 4 predrilled holes Ø 20 mm, 3 of them covered with removable metal plates and one 8 mm hole to mount additional safety hardware.


①



②




③



④



⑤



⑥

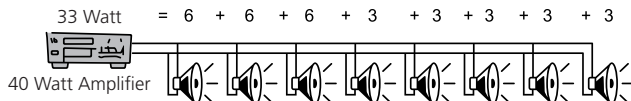


## Connecting the speaker to a 100 volt speaker line

The speaker can be connected to 100 volt speaker lines and has a power of 1.5, 3 or 6 watts. Select the wattage according to the application. Never connect the 1.5, 3 or 6 watt wires simultaneously!

Transformer output power taps are coded with a sticker on the 100 volt transformer.

In 100 volt systems, total system power is the sum of all speakers in the system, e.g.

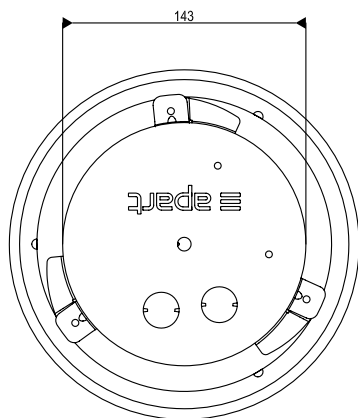



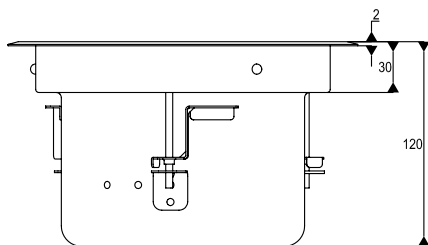
The 100 volt amplifier output power must be equal or higher than the total speaker power!!!



## Technical specifications

<b>Speaker type</b>	<b>6.5 inch coated dual paper cone</b>
Rated power RMS	6W – 3W – 1.5W @ 100 volt
Nominal impedance	1666 ohms/6W/100V - 3333 ohms/3W/100V - 6666 ohms/1.5W/100V
Frequency range	90 – 19000 Hz
Sensitivity	94 dB spl 1W/1m
Max SPL	101 dB
Dispersion at 1 kHz	180°
Dispersion (-12 dB) at 4 kHz	150°
Chassis color	white
Chassis type	steel
Grille material	steel
Removable grille	yes
Fixing type	metal dogears
IP classification	60
Dimensions outside Ø	205 mm
Dimensions cutout Ø	176-186 mm
Mounting depth	118 mm
Total depth including mounting frame	120 mm
Speaker weight	1.5 kg





## Warranty info

Apart-Audio warrants this product to be free of defects in material and workmanship for a period of two years for parts and for a period of one year for labour from the date of original end-user purchase. This warranty is valid only for the original end-user and cannot be transferred.

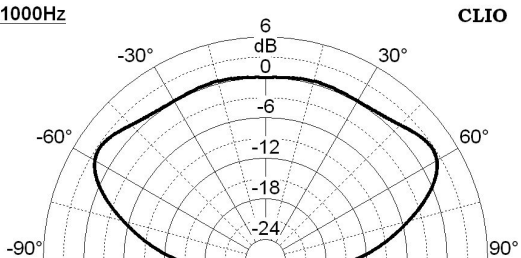
During the warranty period, Apart-Audio or one of its authorized service partners shall either repair or replace any product that proves to be defective upon inspection by Apart-Audio or its authorized service representative, free of charge.

This warranty does not include damages or product faults due to abuse, misuse or faulty installation.

## Polar diagrams

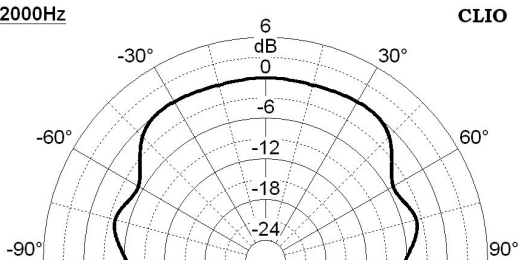
1000Hz

AP

1000Hz

2000Hz

AP

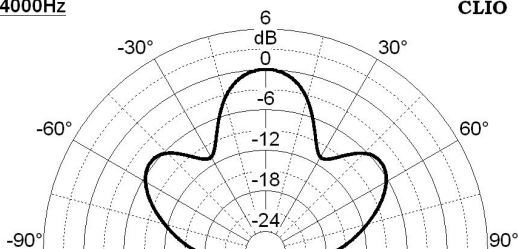
2000Hz

4000Hz

AP

4000Hz

CLIO

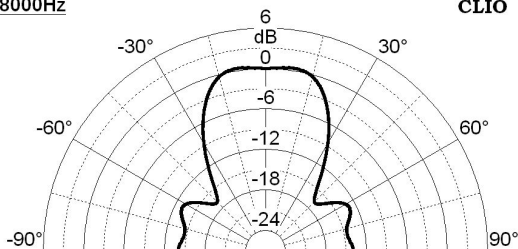


8000Hz

AP

8000Hz

CLIO





**developed**  
**by**  
Audioprof nv  
Industriepark Brechtsebaan 8 bus 1  
2900 Schoten - Belgium

Company names, product names and trademarks are property of their  
respective owners.

Apart-Audio specifications are subject to change without notice.

