

# CM608

6.5" two-way loudspeaker, white



The CM608 two-way built-in low impedance loudspeaker is "the reference loudspeaker". It can be used with a standard hi-fi amplifier and provides you with a Pro HiFi sound.

The loudspeaker has an enforced 6 ½" woofer and 1" tweeter. It makes the CM608 very suitable for the distribution of background music. The housing is made of high quality ABS and the woofer is made out of polypropylen, what makes it moisture-proof.


This loudspeaker is easy to install, due to its simple, quick mounting system (3 screws which are hidden behind the loudspeakergrill, which gives the loudspeaker a modern and striking design).

From 12 pieces on, the CM608 loudspeakers can be painted optionally in any other RAL color (REF: PAINT-CM).


## TECHNICAL SPECIFICATIONS

outside diameter in mm	205	depth in mm	75
cutout in mm	186	loudspeaker system	2-way
woofer size in inch	6,5	woofer cone material	polypropylene
tweeter size in inch	1	mounting system	3 screws
colour	white / black / silver	impedance in ohms	8
low impedance power in watts	60	SPL 1W/1m in dB	92
max SPL 1m in dB	104	frequency response in Hz	60 - 20K
main construction material	ABS plastic	grille main material	aluminium
IP rating	54	applicable low impedance	Yes
applicable in 100V	No		

[MORE PICTURES](#)




ACCESSORIES



**T60**

8 ohms / 100 volt transformer, 60 watts



**T20**

8 ohms / 100 volt transformer, 20 watts



**CMBB**

On-Wall box for CM loudspeaker range