


COVINA PRO

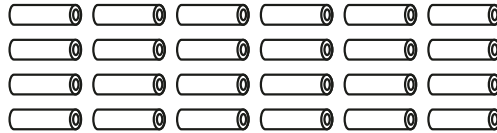
DJ CONTROLLER STAND

The Covina Pro Controller Stand includes the following hardware

3 x main bars



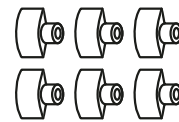
24 x extensions



10 x washers



6 x screw knobs



Follow the diagram below to assemble the stand. The height is adjustable by changing the hole alignments of the legs, controller arms, and laptop arms. The width is adjustable by the number of extensions used. Make sure to use the same number of extensions on either ends of the main bars to keep the laptop platform centered.

