

NUXX



B-3 PLUS MIC BUNDLE

B-3 PLUS 2.4GHz Wireless Microphone System
NDM-3 Microphone

B-3PLUS 2.4 GHz麦克风无线系统组合



www.nuxefx.com
Made in China

© 2022 Cherub Technology-All rights reserved. No part of this publication may be reproduced in any form without prior written permission of Cherub Technology.

WARNING

To reduce the risk of fire or electric shock, do not expose this appliance to rain or moisture.

CAUTION

This device complies with part 15 of the FCC Rules. Operation is subject to the following two conditions: (1) this device may not cause harmful interference, and (2) this device must accept any interference received, including interference that may cause undesired operation. Any changes or modifications not expressly approved by the party responsible for compliance could void the user's authority to operate the equipment.

NOTE: This equipment has been tested and found to comply with the limits for a Class B digital device, pursuant to Part 15 of the FCC Rules. These limits are designed to provide reasonable protection against harmful interference in a residential installation. This equipment generates, uses and can radiate radio frequency energy and, if not installed and used in accordance with the instructions, may cause harmful interference to radio communications. However, there is no guarantee that interference will not occur in a particular installation.

If this equipment does cause harmful interference to radio or television reception, which can be determined by turning the equipment off and on, the user is encouraged to try to correct the interference by one or more of the following measures:

- Reorient or relocate the receiving antenna.
 - Increase the separation between the equipment and receiver.
 - Connect the equipment into an outlet on a circuit different from that to which the receiver is connected.
 - Consult the dealer or an experienced radio/TV technician for help.
- To maintain compliance with FCC's RF Exposure guidelines, this equipment should be installed and operated with minimum distance of 20cm between the radiator and your body. Use only the supplied antenna.



The lightning symbol within a triangle means, "Electrical caution!" It indicates the presence of information about operating voltage and potential risks of electrical shock.



The exclamation point within a triangle means, "Caution!" Please read the information next to all caution signs.

System Overview

NUX B-3 PLUS 2.4GHz wireless microphone system is designed for those who want to get rid of the cables and enjoy the wireless world without complicated setup. An extra dynamic microphone is packed into the box of the bundle set.



If the environment is full of RF transmitters, sometimes B-3 PLUS will meet interference, please keep B-3 PLUS at least 3 meters far from the Wi-Fi router.

NOTE:

NUX offers various of 2.4GHz wireless systems, you can use up to 6 systems simultaneously in one space.

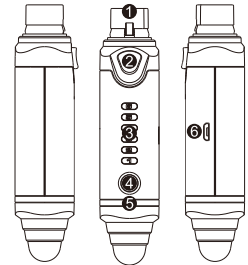
Please avoid using other wireless systems together with NUX ones, or there may be noise or interference issues.

Features

- Easy to use 2.4GHz wireless microphone system
- 24bit/44.1kHz Hi-Resolution audio quality
- Ultra-low latency<3.5ms
- Auto pairing with channel selection
- Long lasting built-in lithium battery(5 hours working time)

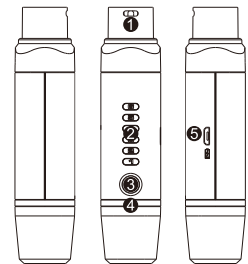
Transmitter

- 1 Female Port
- 2 Fastener Button
- 3 Battery & Channel Group Indicator
- 4 Power Switch Button
- 5 RF Status LED
- 6 Micro-USB Port



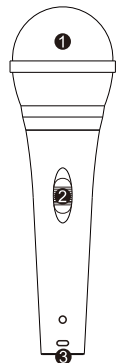
Receiver

- 1 Male Port
- 2 Battery & Channel Group Indicator
- 3 Power Switch Button
- 4 RF Status LED
- 5 Micro-USB Port



NDM-3 Microphone

- 1 Mic
- 2 Switch
- 3 Transmitter Port



How to Operate

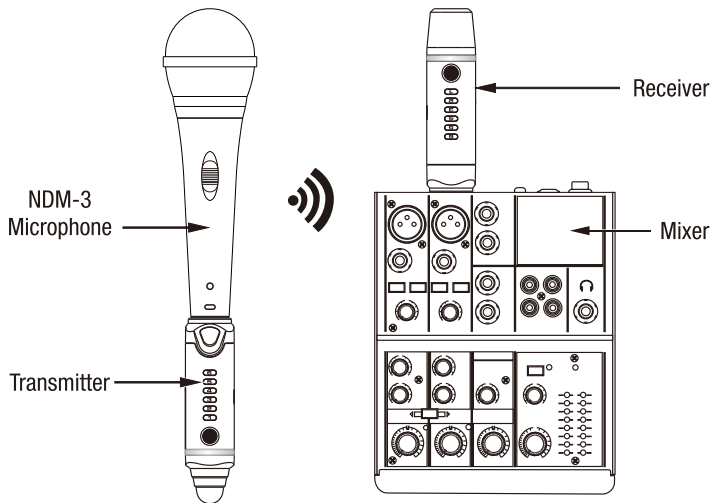
Transmitter and Receiver Pairing

B-3 PLUS has auto pairing and channel group selection. Please follow the steps:

1. Turn on the Transmitter and Receiver units.
2. The Transmitter and Receiver will get paired automatically. (The device will detect current RF environment and choose the suitable Channel Group to operate while turn on.)
3. Connect the Transmitter to your dynamic microphone, and connect the Receiver to your mixer or amplifier.
4. While you turn on the device, the battery indicator(s) will show you the current battery status. Then the device will show you current group selection. And the RF status indicator will show "BLUE" while working, if the Receiver does not get the signal, RF status indicator will show "RED".

MUTE MODE:

While working, if you press the Transmitter's power switch button, the device will enter MUTE mode. The Transmitter and the Receiver's RF status indicators will show "RED".



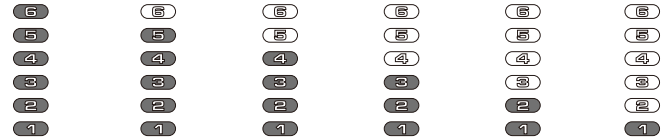
How to Operate

B-3 PLUS 2.4GHz Frequency Tables:

CH1 Group	2.479GHz	2.404GHz	2.476GHz
CH2 Group	2.472GHz	2.408GHz	2.469GHz
CH3 Group	2.465GHz	2.412GHz	2.462GHz
CH4 Group	2.458GHz	2.416GHz	2.455GHz
CH5 Group	2.451GHz	2.420GHz	2.448GHz
CH6 Group	2.444GHz	2.424GHz	2.441GHz

Battery Charging

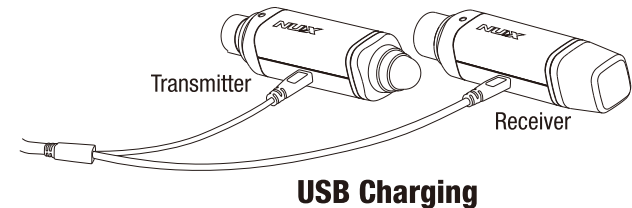
When you turn on the device, the battery indicator(s) will light on for 1 second as a battery gauge.



100% >= Battery >= 85% 85% > Battery >= 60% 60% > Battery >= 45% 45% > Battery >= 30% 30% > Battery >= 15% Battery < 15%

If the battery level is below 10%, the RF status indicator will flash "RED" color 10 times, then turn off.

While charging, the RF status indicator will show "RED". If the device is full of charge, the RF status indicator will turn off.

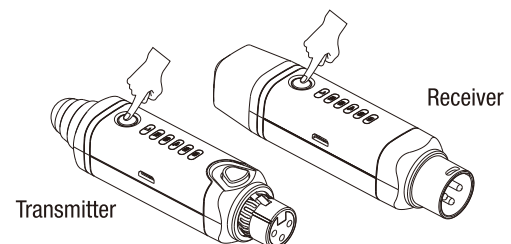


NOTE:

B-3 PLUS uses Li-polymer battery, before using the product, please charge the battery in advance. When not using for a long period, charge or activate it every 3 months.

Auto-Off Function

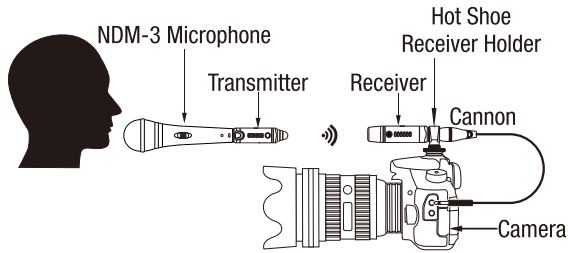
If the transmitter is not connected with microphone or there is no input signal for 10 minutes, the transmitter will turn off. 10 minutes after the transmitter is turned off, the receiver will also power off.



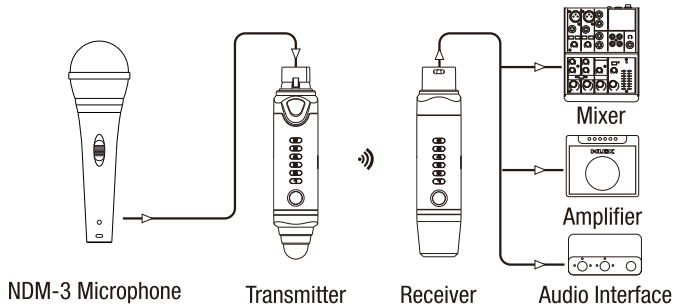
Press the power switch button to wake B-3 PLUS up.

Application Scenarios

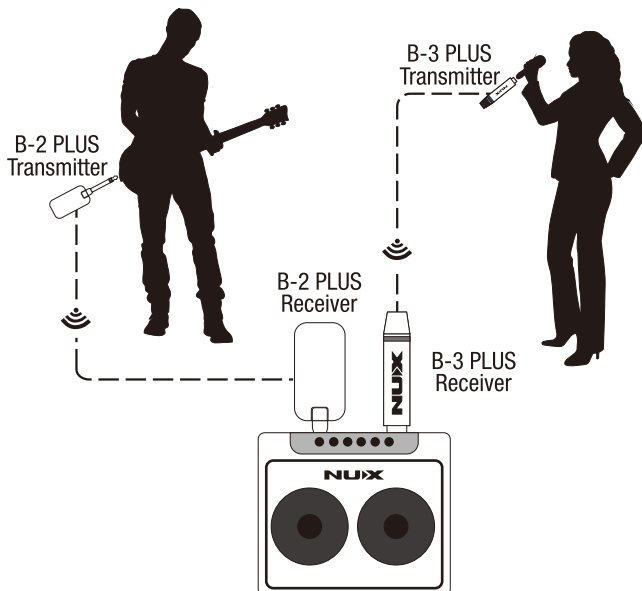
1. Wireless Recording



2. Conventional Use 1



3. Conventional Use 2



Specifications

Transmitter and Receiver

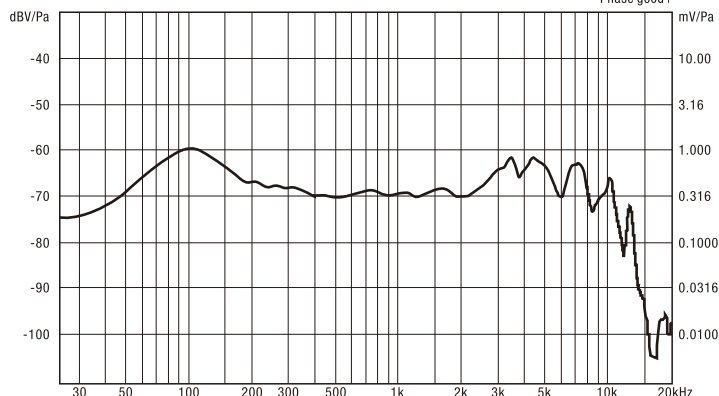
- 2.4GHz operating frequency
- 24bit 44.1kHz
- Latency: <3.5ms
- Transmission Range: Up to 100 feet line-of-sight
- Dynamic Range: 110dB
- THD+ Noise < 0.2% @1kHz
- Battery Life: 5hrs
- Dimensions
 - Transmitter: 107mm(L)x25mm(W)x25mm(H)
 - Receiver: 107mm(L)x25mm(W)x25mm(H)
- Weight
 - Transmitter: 68g
 - Receiver: 70g

NDM-3 Microphone

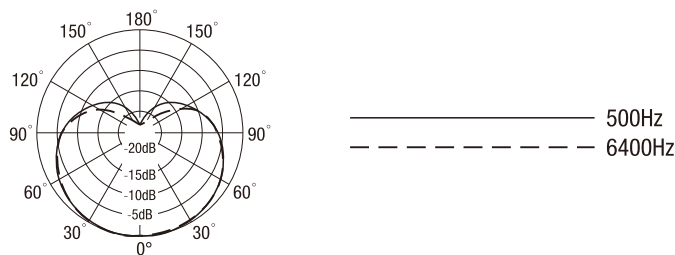
Response Curve

Input sel.: Line $\pm 2.00V$

Correction factor: -10 dB and -33dB -69.4dB (Diff: 0.0)
Phase good+



Pickup Pattern



Specifications

- Type: Dynamic Type
- Impedance: $600\Omega \pm 15\%$ (AT 1KHz)
- Sensitivity: $-48.4. \pm 3db$ (0dB=1v/pa)
- Frequency Response: 50Hz – 15Hz
- Direction: Uni- Directional (Cardioid) Polar Pattern
- Operating Temperature: $-30^{\circ}C - 60^{\circ}C$
- Construction: Sponge Ref-shake Type
- Dimensions: 171mm(L)x54mm(W)x54mm(H)
- Weight: 261g

What's in the package?

- Transmitter x 1
- Receiver x 1
- User Manual
- Microphone
- Warranty card
- Charging Cable
- Hot Shoe Receiver Holder
- Female XLR to 3.5mm Phone Jack Adapter Cable
- MIC Holder

*Specifications and appearance subject to change without notice.

产品简介

感谢您选购NUX B-3 PLUS，它是一款基于2.4GHz无线技术的新一代麦克风无线系统。几乎不需要任何设置，它就能将您最喜爱的动圈式麦克风变成无线麦克风，从此摆脱线材的束缚，享受无线乐趣。

为了满足乐手的需求，我们开发了多款2.4GHz无线系统产品，同一空间内最多可同时使用6对NUX无线产品。

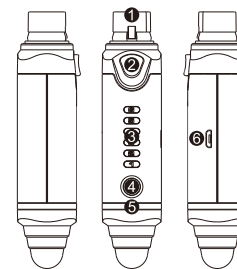
为了避免出现噪声或串扰问题，请尽量避免将其它无线产品与NUX无线产品一起使用。

产品特点

- 即插即用2.4GHz麦克风无线系统
- 24bit/44.1kHz高保真音质
- 小于3.5毫秒超低系统延迟
- 业界领先的自动配对系统
- 内置高性能锂电池，可持续工作约5小时

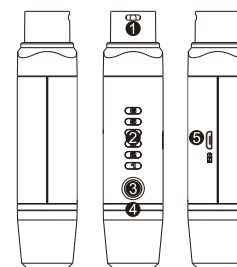
发射器

- ① 卡农接口（母）
- ② 接口卡扣按钮
- ③ 通道指示灯
- ④ 电源/MUTE按钮
- ⑤ 工作指示灯
- ⑥ Micro-USB充电接口



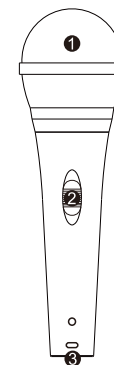
接收器

- ① 卡农接口（公）
- ② 通道指示灯
- ③ 电源按钮
- ④ 工作指示灯
- ⑤ Micro-USB充电接口



NDM-3 麦克风

- ① 麦克风网罩
- ② 电源按钮
- ③ 发射器接口



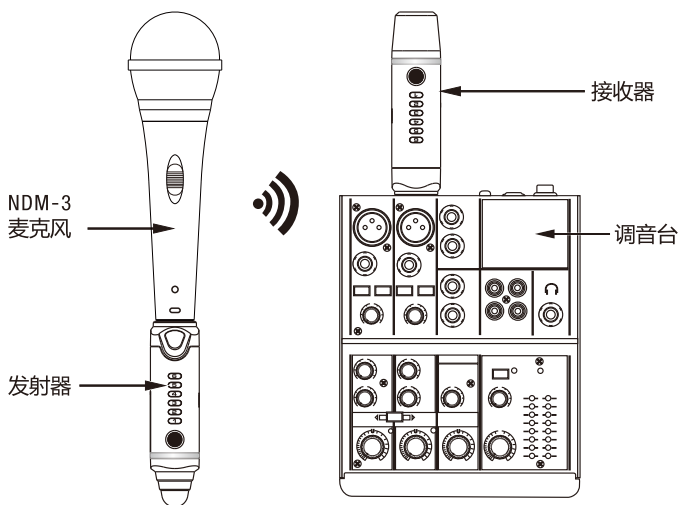
操作指南

配对与使用

B-3 PLUS内置了强大的自动配对功能，请按照以下步骤操作：

1. 按住发射器与接收器的电源按钮直至开机。
2. 发射器与接收器会开始检测射频环境并自动选择最佳的工作通道完成配对。
3. 将发射器连接至您的动圈式麦克风，将接收器连接至您的调音台或音箱。

B-3 PLUS正常工作时按发射器的电源按钮一次可以进入“静音模式”，发射器与接收器的工作指示灯均会长亮红色，此时再按一次发射器上的电源按钮便可以使B-3 PLUS恢复到正常工作模式。



操作指南

注意

开机时，通道指示灯会先显示电池电量然后再显示工作通道。连接成功后发射器与接收器的工作指示灯均会长亮蓝色。如果接收器没有接收到信号（受到强烈干扰或超出有效距离），发射器与接收器的工作指示灯会长亮红色。

B-3 PLUS 2.4GHz频率表：

CH1 Group	2.479GHz	2.404GHz	2.476GHz
CH2 Group	2.472GHz	2.408GHz	2.469GHz
CH3 Group	2.465GHz	2.412GHz	2.462GHz
CH4 Group	2.458GHz	2.416GHz	2.455GHz
CH5 Group	2.451GHz	2.420GHz	2.448GHz
CH6 Group	2.444GHz	2.424GHz	2.441GHz

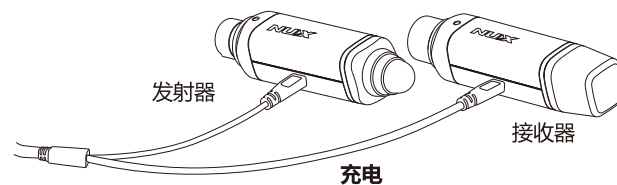
电池充电

每次开机，您可以通过通道指示灯来判断发射器与接收器的电池电量，如下图所示：



100% > Battery > 85% 85% > Battery > 60% 60% > Battery > 45% 45% > Battery > 30% 30% > Battery > 15% Battery < 15%
当电池电量低于10%时，工作指示灯会亮红色并闪烁10次后自动关机，此时您需要为本产品充电。充电时，工作指示灯亮红色，电池充满后工作指示灯会自动熄灭。

我们建议您在电池电量低于15%时就为本产品充电，请使用附赠的充电线连接电脑USB接口或使用5V/1A USB充电器为本产品充电。

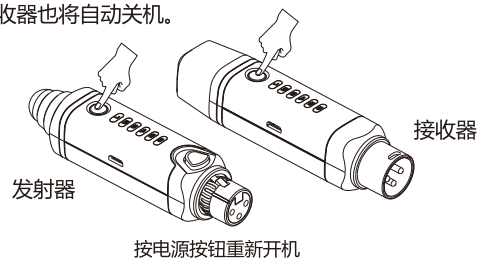


注意

由于本产品内置聚合物锂电池，为了最大限度延长电池使用寿命，请在初次使用前将电量充满；如果长时间不使用本产品，请至少每三个月充电一次（避免造成锂电池假性故障）。

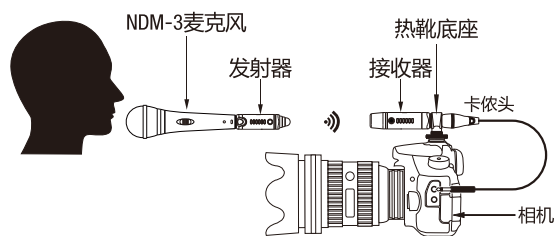
自动关机

为了最大限度延长电池续航时间，B-3 PLUS设置了自动关机模式。如果发射器没有接入麦克风或无信号输入，10分钟后发射器将自动关机；发射器关机10分钟后，接收器也将自动关机。

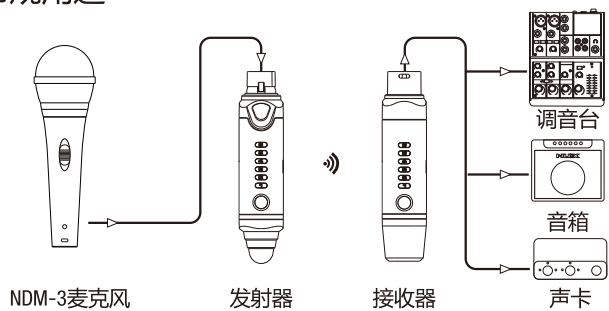


使用场景

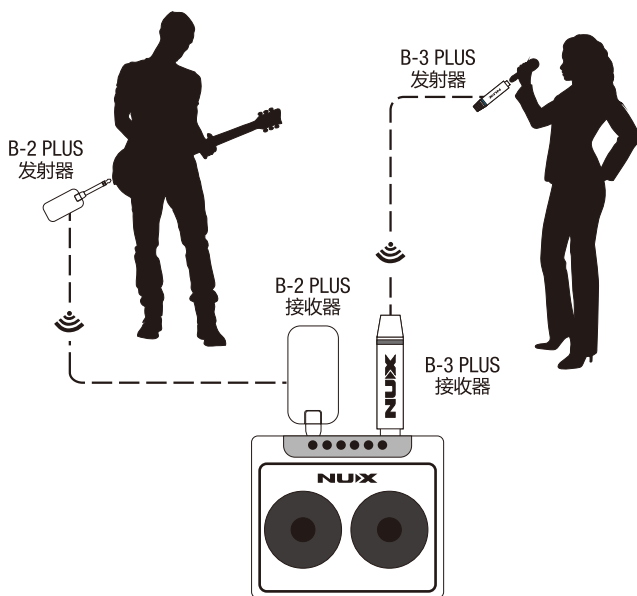
1. 无线录影



2. 常规用途一



3. 常规用途二



技术参数

发射器与接收器

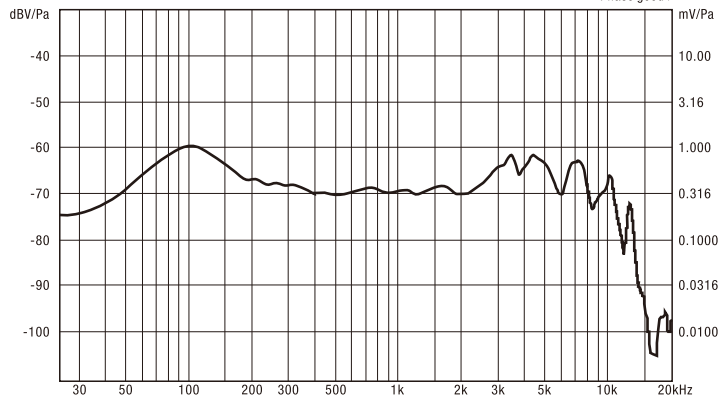
- 工作频率: 2.4GHz
- 采样精度: 24bit
- 采样频率: 44.1kHz
- 系统延时: < 3.5ms
- 动态范围: 110dB
- 有效距离: ≤30m (实际距离会因使用环境而异)
- 信号失真度: <0.2%@1kHz
- 电池使用时长: 5hrs
- 体积
发射器: 107mm(长)x25mm(宽)x25mm(高)
接收器: 107mm(长)x25mm(宽)x25mm(高)
- 重量
发射器: 68g
接收器: 70g

NDM-3 麦克风概述

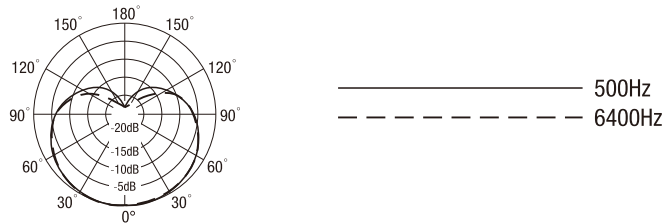
频响曲线

Input sel.: Line $\pm 2.00V$

Correction factor: -10 dB and -33dB -69.4dB (Diff: 0.0)
Phase good+



指向性图



技术参数

- 型式: 动圈式
- 标准阻抗: $600\Omega \pm 15\%$ (在1KHz时)
- 正面灵敏度: $-48.4. \pm 3dB(0dB=1v/pa)$
- 频率回应范围: 50Hz - 15KHz
- 指向特性: 单一指向
- 工作温度范围: $-30^{\circ}C - 60^{\circ}C$
- 结构: 阻尼避震式
- 规格: 171mm(L)x54mm(W)x54mm(H)
- 重量: 261g

附件

- 转接线1根
- Y形充电线1根
- XLR热靴接收器支架1个
- 保修卡
- 使用说明书
- 麦克风
- 麦克风支架

*技术规格如有变更, 恕不另行通知。

合格证

检验员

名称

2.4 GHz麦克风无线系统组合

生产日期

型号

B-3PLUS MIC BUNDLE

本产品经检验合格
执行标准: Q/WKDJ 001-2020

有关产品中所含有害物质的说明

为了控制和减少电器电子产品废弃后对环境造成的污染, 本资料就本公司产品中所含的特定有害物质及其安全性予以说明。

本资料适用于2016年7月1号以后本公司所制造的产品。

环保使用期限



此标志适用于在中国国内销售的电子信息产品, 表示环保使用期限的年数。所谓环保使用期限是指在制造日起的规定的期限内, 产品中所含的有害物质不致引起环境污染, 不会对人体、财产造成严重的不良影响。环保使用期限仅在遵照产品使用说明, 正确使用产品的条件下才有效。不当的使用, 将会导致有害物质泄漏的危险。

产品中有害物质的名称及含量

部件名称	有害物质					
	铅 (Pb)	汞 (Hg)	镉 (Cd)	六价铬 (Cr(VI))	多溴联苯 (PBB)	多溴二苯醚 (PBDE)
主体						
塑胶件	○	○	○	○	○	○
五金件	×	○	○	○	○	○
硅胶件	○	○	○	○	○	○
内置电路板	×	○	○	○	○	○
附件						
*交流电源适配器、线缆	×	○	○	○	○	○

*表示某些产品可能不含有这些项目, 上表当中的信息仅在产品含有这些项目时适用。

本表格依据SJ/T 11364的规定编制。

○: 表示该有害物质在该部件所有均质材料中的含量均在GB/T 26572规定的限量要求以下。

×: 表示该有害物质至少在该部件的某一均质材料中的含量超出GB/T 26572规定的限量要求, 因根据现有的技术水平, 还没有什么物质能够代替它。

保护环境

如果需要废弃本产品, 请遵循本地相关指引, 请勿随意丢弃或作为生活垃圾处理, 以避免对环境造成污染。

质量承诺

亲爱的 **NUX** 用户:

在您使用 **NUX** 产品时, 请仔细阅读产品说明书, 当您有疑问和困难时, 请拨打售后服务热线: 400-990-9866

- 一周内出现质量问题可退货退款
- 一月内出现质量问题可调换
- 一年内出现质量问题可免费维修
- 终身享有咨询和维修服务

[请向销售商索取正规发票并予以保存]

换修政策

一、包换政策:

1、消费者通过正规授权渠道购买的产品, 自购机之日起1个月之内, 在正常使用情况下出现非人为的产品性能故障, 且产品外观及包装保持完好, 可向所购机的经销商换机。

2、消费者在换机时应出示由经销商开出的购机凭证, 否则经销商可以不予更换。

二、保修政策:

1、消费者通过正规授权渠道购买的产品(以发票所示销售方为准), 自购买之日起1年内, 若出现非人为损坏的性能故障, 可享受免费维修服务。

2、对于超过1年或人为及不可抗力因素造成损坏的产品, 我司可提供有偿维修服务。

*本售后政策仅适用于中国大陆地区, 其它国家及地区以当地售后政策及法律法规为准。

售后服务地址

广东省珠海市高新区唐家湾镇科技九路10号 珠海市蔚科科技开发有限公司 售后服务部
邮编: 519085

制造商

深圳市蔚科电子科技有限公司

制造商地址

深圳市南山区蛇口兴华路6号南海意库1号楼507

电话: 0755-2686 9866

网址: cn.nuxefx.com

生产商

珠海市蔚科科技开发有限公司

生产商地址

珠海市高新区唐家湾镇科技九路10号

电话: 0756-3689866

执行标准: Q/WKDJ 001-2020