


# Show

## Showlighting

product catalogue



Studio Due



## company



With over 30 years of innovation, design and manufacturing experience Studio Due has been creating state-of-the-art lighting solutions to support lighting designers, architects and lighting consultants in their challenges.

Through constant research and innovation, and the use of premier-quality materials, we have established an international reputation as one of the market leaders in the field of professional and architectural lighting.

Our product range which historically comprised of moving head spots, outdoor multiray effects and controllers has diversified with the introduction of new lines of colour change products specifically designed to satisfy the requirements of the architectural lighting market, adapting our traditional portfolio to accommodate demand for new technology requirements.

The LED lighting market is rapidly growing and presents opportunities to help reduce energy consumption and the reduction in the quantity of materials that are wasted. As a forward thinking manufacturer we have taken up this challenge .


Our product range consists of artistic lighting fixtures:

- architectural color changing projectors for artistic illumination which incorporates CMY technology, from 150W up to 2500W
- moving heads and lighting fixtures for venues and clubs, from 110W to 1200W;
- multi ray effects;
- LED solutions from 5W up to 600W

[www.studiodue.com](http://www.studiodue.com)

emotion and creativity in light

## company profile



mission statement:

philosophy:

values:

## philosophy

## mission

We will **produce** highly reliable and high performance lighting solutions for the main market sectors at a competitive prices to provide an excellent level of customer satisfaction.

We will continue to develop product based on innovative ideas to assist our customers in meeting their lighting requirements in the following market sectors :

- General Lighting
- Architectural Lighting
- Urban Lighting
- Industrial Lighting
- Retail/Commercial Lighting
- Stage/Entertainment Lighting

We will strive to satisfy price expectations, and provide sophisticated and functional lighting solutions, with an energy conscious approach. Low power consumption, longevity, high luminous yield, reduced maintenance just to emphasize a few milestones of our mission.

To create **emotion** within people using the strength of the light is one of the most representative believes of our philosophy.

Emotion and creativity in light is our vision of the future.

We have represented the areas of the core business of our company using symbolic colours.

- *blue stillness* - We have choosen the blue for the Architectural Division to symbolize the sense of the confort, the positive energy to offer a multi sensory visual envision. Architecture is nothing without light. The lighting design is the perfect combination of science and art.

- *red passion* - We have choosen the red for the Showlighting Division. RED is the color of the passion, of the entertainment. Passion is what we put in every product we manufacture.

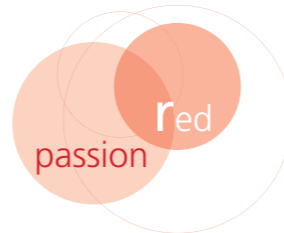
**Innovation** is the most important driver for the company's culture.

Integrity and honesty are the basis to serve our customers.

Accountability and responsibility are the qualities of our employees.

Unity of scope is the path to accomplish the mission.

A total customer's centric approach is the main value we aim for.



## values

products

CYM system spot

Moving head spots

CS4 mobile par 64

Outdoor multirays effects

Controllers

Incredible performances

Very long reliability

Small factor

Rotating gobos

High resolution fading

Flicker free function

Motorized electronic focus

CYM system + continuous colour

Numberless scenographies

Lighting control

Additional colours

Powerful wash light spot

Stainless steel construction

Multirays effects



### **MOVING HEAD spots**

- page 8. xs 700 wash/C
- page 10. xs 1200 - xs 700B
- page 12. shark 250/C
- page 14. shark 150/C
- page 16. cs1 moving head

### **CS SPOT line**

- page 18. cs4/C spot line

### **MOVING MIRROR**

- page 20. light deflector

### **OUTDOOR multirays effects**

- page 22. dominator
- page 23. spaceflower

### **CONTROLLERS**

- page 24. control show 512
- page 26. control five/C
- page 28. easy control
- page 29. dmx repeater
- page 30. virtual controller

### **ACCESSORIES**

- page 31. flight case
- page 32. clamp & fast lock



Studio Due products are in conformity with the european standards,  
and therefore according to essential requirements of directives:  
LV 73/23 and 93/68 EEC • EMC 89/336 and 93/68 EEC.

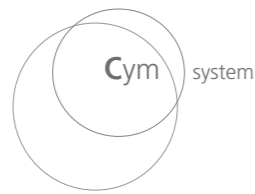


# Xs 700 wash/C

The "Xs 700 Wash/C" is a Studio Due incredible and powerful wash light spot. With CYM system + 7 continuous colours.

Its optic system, the most powerful HMI 700W/SE lamp and the modern and reliable electronics, allow incredible performances.

zoom  
from 15° to 35°



**available accessories:**

- art. CLAMP/C: professional aluminium clamp
- art. XS-W x 2 case: Flight Case for n.2 XS 700wash/C (with wheels)



## XS 700 wash/C specifications



**SOURCE**

Discharge : HMI 700W/SE  
Color temperature 5.600°K  
Lamp life 750 hours

**COLOURS**

CYM system + wheel 7 colours + white and 8 bi-colours (rainbow effect)

**OPTIC**

Motorized electronic zoom from 15° to 35°

**EFFECTS**

Filter 3200° K + oval light.  
Blackout / strobe effect with linear speed (256 steps)  
(min. 1 flash/sec. max. 7 flash/sec.) + dimmer 0÷100%

**GOBOS**

Gobos wheel with four rotating gobos + white continuous positioning + rainbow.

**PAN - TILT**

540° pan (min. 3,9 sec.) 16 bit  
270° tilt. (min. 2,3 sec.) 16 bit

**CONTROL**

Standard interface RS-485, (3 and 5 pin connectors).  
Opto-coupled input, protocol: USITT DMX 512

**SETUP AND CONFIGURATION**

Built-in microprocessor with LED display and buttons.  
Auto mode with Master/Slave functions, music synch by internal microphone.

**POWER SUPPLY**

Electronic ballast with electronic PFC  
Lamp square wave frequency: 100Hz  
Rated voltage: 100/240V~ ; 50-60Hz  
Rated wattage: 900 W  
Built in electronic PFC: 0,99 (cosØ)

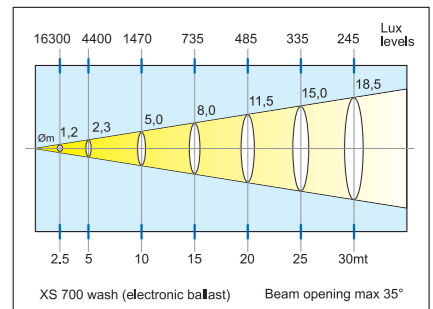
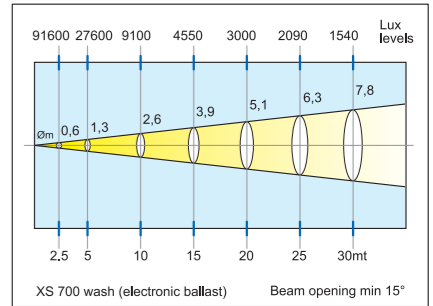
**DMX CHANNELS**

14 or 12 DMX channels

**PHYSICAL**

WxDxH: 450 x 395 x 680 mm  
Weight: 26 kg.

more info  
[www.studiodue.com](http://www.studiodue.com)



The optical system, using the HMI 700W/SE lamp, allows a very uniform and powerful beam light.

Combined with motorized zoom, from 15° to 35°, enable to create numberless scenographies and amazing effects.

**available versions:**

art. 0601: XS 700wash/C electronic ballast



# Xs 1200-700/B

Available in two versions: Xs 1200 and Xs 700/B, encloses the typical characteristics for the enjoyment in a sinuous and innovative Lightdesign.

It has been conceived to be used both for TV applications and for the live ones.

The efficient optic system of condenser lens and recovery dichroic mirror is the heart of the projectors, that combined with a focus and zoom system and an even luminous beam allows you to produce incredible effects.

zoom  
from 17° to 27°

**available accessories:**

- art. CLAMP/C: n.1 professional aluminium clamp
- art. XS/CASE: flight case for n.1 XS (without wheels)
- art. XS x 2/CASE: flight case for n.2 XS (with wheels)



**available versions:**

- art. 03061: XS 1200 electronic ballast
- art. 0306: XS 700/B electronic ballast

## XS 1200-700/B specifications



**SOURCE (1200)**

Lamp:	HMI 1200W/S XS	HTI 700W/DE XS	HMP 575 DE XS
Color temp:	6.000° K	5.600° K	6.000° K
Lamp life:	750 hrs	500 hrs	500 hrs
Lum. flux:	110.000 lm	56.000 lm	60.000 lm (700W)
Automatic lamp re-strike			
Remote ON/OFF lamp and reset by DMX and/or panel			

**COLOURS**

Colors wheel A: 5 colors + 6 bicolors continuous position + rainbow  
Colors wheel B: 3 colors + 3 bicolors  
2 color filters conversion (similar to CTO and CTB)

**EFFECTS**

100-60% electronic dimmer - 60-0% mechanical dimmer  
Fast blackout with electronic dimmer function (-40% lamp power)  
1-15 Flashes/sec.  
Motorized zoom continuous positioning (17°-27°)  
Motorized focus 1m-infinite  
2 rotating prisms  
Iris continuous positioning  
2 frost filters +1 continuous frost

**GOBOS**

2 rotating indexable gobos wheels: 5 gobos + white (max gobo tickness 4mm)  
3 static printed glass gobos

**PAN - TILT**

Stepper motor 16 bit resolution:  
Pan: 460°, 360°, 180°, tilt: 270°, 180°  
Pan/tilt excursion: 3 different by setting menu  
Ramp: fast/slow by DMX  
Encoder close loop with auto-repositioning

**CONTROL**

Standard interface RS-485, (3 and 5 pin connectors).  
Opto-coupled input, protocol: USITT DMX 512

**SETUP AND CONFIGURATION**

Built-in microprocessor with LED display and graphic LCD with flip function (can be rotate through 180°)

**POWER SUPPLY**

Electronic ballast: 95-260V~ ; 47-63Hz with electronic PFC  
Lamp supply: electronic ballast 100Hz square wave with power lamp stabilizer

**DMX CHANNELS**

20 DMX channels

**PHYSICAL**

WxDxH: 435 x 435 x 640 mm  
Weight: 32 kg.

**SOURCE (700/B)**

Lamp:	HMP 575 DE XS
Color temp:	6.000° K
Lamp life:	500 hrs
Lum. flux:	60.000 lm (700W)
Automatic lamp re-strike	
Remote ON/OFF lamp, reset by DMX and/or panel	

**COLOURS**

Color wheel: 5 colors + 6 bicolors continuous position + rainbow  
1 color + 2 bicolors (fixed on effects wheel)  
2 color filters conversion (similar to CTO / CTB)

**EFFECTS**

100-0% mechanical dimmer  
1-15 Flashes/sec.  
Motorized zoom continuous positioning (17°-27°)  
Motorized focus 1m-infinite  
1 rotating prism (on effects wheel)  
Iris continuous positioning  
1 static medium frost (fixed on effects wheel)

**GOBOS**

1 rotating indexable gobos wheel: 5 gobos + white + rainbow (max gobo tickness 4mm)  
1 static gobos wheel: 5 gobos + white (max gobo tickness 4mm)  
3 static printed glass gobos (fixed on effects wheel)

**PAN - TILT**

Stepper motor 16 bit resolution:  
Pan: 460°, 360°, 180°, tilt: 270°, 180°  
Pan/tilt excursion: 3 different by setting menu  
Ramp: fast/slow by DMX  
Encoder close loop with auto-repositioning

**CONTROL**

Standard interface RS-485, (3 and 5 pin connectors).  
Opto-coupled input, protocol: USITT DMX 512

**SETUP AND CONFIGURATION**

Built-in microprocessor with LED display and graphic LCD with flip function (can be rotate through 180°)

**POWER SUPPLY**

Electronic ballast: 95-260V~ ; 47-63Hz with electronic PFC  
Lamp supply: electronic ballast 100Hz square wave with power lamp stabilizer

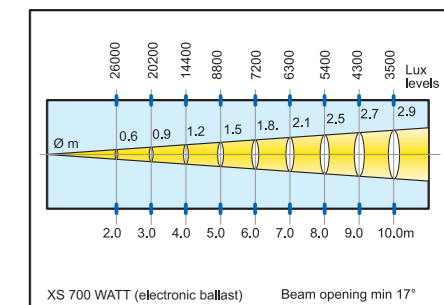
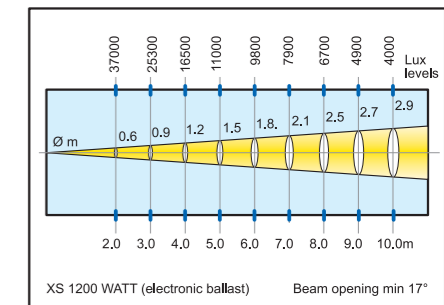
**DMX CHANNELS**

17 DMX channels

**PHYSICAL**

WxDxH: 435 x 435 x 640 mm  
Weight: 31 kg.

more info  
[www.studiodue.com](http://www.studiodue.com)





# Shark 250/C

The Shark 250/C is a moving head that, manufactured in plastic and aluminium, combines a modern design to a considerable lightness and reliability.



**available accessories:**

- art. CLAMP/C: n.1 professional aluminium clamp
- art. S2/CASE: flight case for n.2 Shark 250

**available versions:**

art. 0504: SHARK 250/C electronic ballast

## SHARK 250/C specifications



**SOURCE**

Discharge : MSD 250/2  
 Color temperature 8.500°K  
 Lamp life 2.000 hours

**COLOURS**

11 continuous colors + 11 bicolors + white (linear speed and continuous position) + rainbow

**OPTIC**

Beam angle 14°

**EFFECTS**

1-10 flash/sec.  
 Dimmer (256 steps) 0-40% electronic, 40-100% mechanical.  
 Fast blackout.  
 Rotating prism.  
 Motorized electronic focus 256 steps, 1m-infinite.

**GOBOS**

7 rotating (linear rotation speed) all interchangeable

**PAN - TILT**

Stepper motor 8 or 16 bit resolution  
 540° pan (min. 3,3 sec.) 16 bit  
 270° tilt. (min. 1,7 sec.) 16 bit  
 Encoder close loop with autorepositioning

**CONTROL**

Standard interface RS-485, (3 and 5 pin connectors).  
 Opto-coupled input, protocol: USITT DMX 512.  
 Local/remote ON/OFF lamp.  
 Remote fixture reset by DMX.  
 Automatic lamp re-strike.

**SETUP AND CONFIGURATION**

Dynamic menus for customization of all fixture functions.  
 Display with flip function (180°).  
 Auto mode with Master/Slave functions.  
 Music synch by internal microphone.  
 Software upgrade from DMX line.  
 Electronically fan control to reduce the noise.

**POWER SUPPLY**

95-260V~ ; 47-63Hz, electronic ballast with PFC

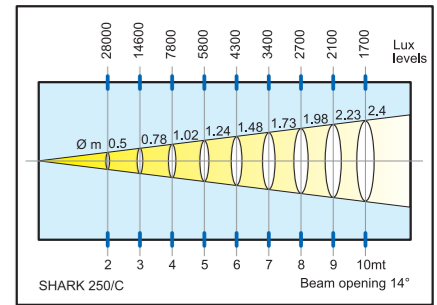
**DMX CHANNELS**

13 DMX channels

**PHYSICAL**


WxDxH: 435 x 315 x 560 mm  
 Weight: 13 kg.

more info  
[www.studiodue.com](http://www.studiodue.com)



Main functions of this version:

- Dynamic menus for customization of all fixture functions
- Music synch in auto mode, by internal microphone
- Electronically fan control to reduce the noise
- Auto mode with MASTER/SLAVE functions
- Software upgrade from DMX line
- Electronic ballast with PFC







# Shark 150/C

The Shark150/C: our small fixture for big performances!  
 This fixture is manufactured in light alloy and plastic material and combine design and smooth shape, with an optic system of incredible performance and a modern and reliable electronics (now with electronic ballast).

The Shark150/C can be smartly used anywhere from small-medium discos, to exhibitions, pubs, shop-windows, bands performances ect.



**available accessories:**

- art. CLAMP/C: n.1 professional aluminium clamp
- art. S1/CASE: flight case for n.2 Shark 150/C

**available versions:**

art. 0602: SHARK 150/C electronic ballast

## SHARK 150/C specifications



**SOURCE**

HTI 150W / HTI 152W,  
 Color temperature 6.900°K  
 Lamp life 750 hours

**COLOURS**

Color wheel with 6 colours + 6 bi-colours + white, rainbow effect (continuous position)

**OPTIC**

Beam angle 18°

**EFFECTS**

Strobe: 0,5 to 15 flash/sec  
 Dimmer: (256 steps) 0-40% electronic, 40-100% mechanical.  
 Fast shutter.  
 Motorized electronic focus (256 steps), 1m-infinite

**GOBOS**

Gobo wheel with four rotating gobos + white - continuous positioning + rainbow

**PAN - TILT**

8/16 bit quiet and smooth movement,  
 540° pan (2.7 sec.), 270° tilt (1.6 sec.)

**CONTROL**

Standard interface: RS-485  
 Opto-coupled input  
 Protocol: USITT DMX512  
 Auto-mode function with built in games  
 Local/remote lamp ON/OFF, remote reset by DMX master/slave function  
 Music synchro with built in microphone and  
 Auto gain or manual gain function  
 Switches on for anomaly overtemperature or remote reset

**SETUP AND CONFIGURATION**

Built-in microprocessor with LED display and buttons

**POWER SUPPLY**

Electronic ballast: 100-240V~ ; 50/60Hz with electronic PFC

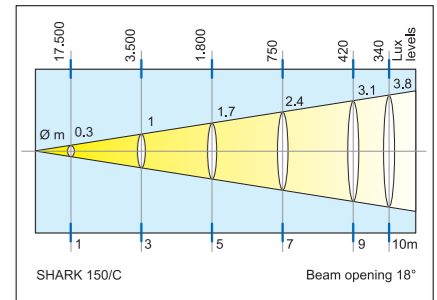
**DMX CHANNELS**

12, 11, or 10 DMX channels

**PHYSICAL**

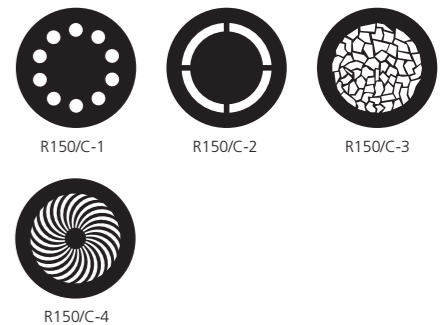
WxDxH: 350 x 315 x 420 mm  
 Weight: 10 kg.

more info  
[www.studiodue.com](http://www.studiodue.com)



Main functions of this version:

- Motorized focus 256 steps
- Rotating gobos
- Auto mode function with built in games
- Music synchro with built in microphone
- Auto or manual gain function
- Dynamic menus for customization of all fixture functions





# Cs1 575

The Cs1 is a 575W moving head wash light projector and is equipped with four lenses for four different beam angles.



Cs1 discharge with optional mechanical dimmer installed.



Cs1 halogen with optional color scroller installed.

**available accessories:**

- art. CLAMP/C: n.1 professional aluminium clamp
- art. FL2: kit 2 fast lock
- art. 0501 CS1 dimmer: mechanical dimmer
- art. 0502 CS1 color scroller: color scroller

**available versions:**

- art. 03071: CS1 575 discharge lamp (electronic ballast)
- art. 03072: CS1 575 halogen lamp (electronic ballast)

## CS1 575 specifications

**SOURCE**

Lamp	MSD 575 discharge	MSR 575/2 discharge	HPL 575 halogen
Color temp.	6.000°K	7.200°K	3.150°K
Lamp life	3.000 hrs	1.000 hrs	300 hrs
Luminous flux	43.000 lm	49.000 lm	15.000 lm
Color rendering index	(Ra)>75	(Ra)>80	

**COLOURS**

color wheel with 6 colours + 6 bi-colours + white, rainbow effect (continuous position)

**OPTIC**

- 15° VNSP lens (very narrow beam)
- 19° NSP lens (narrow beam)
- 21°x34° MFL lens (medium beam)
- 30°x51° WFL lens (wide beam)

**EFFECTS**

Electronic progressive dimmer 100%-0% for CS1 575W halogen lamp, 100%-60% for the CS1 discharge lamp.

**GOBOS**

gobo wheel with four rotating gobos + white - continuous positioning + rainbow

**PAN TILT**

stepper motor 8 or 16 bit resolution:  
540° pan, 270° tilt,  
encoder close loop with autorepositioning

**CONTROL**

standard interface: RS-485  
Opto-coupled input  
Protocol: USITT DMX512  
Local/remote lamp ON/OFF, remote reset by DMX master/slave function  
Music synchro with built in microphone and  
Auto gain or manual gain function  
Switches on for anomaly overtemperature or remote reset

**SETUP AND CONFIGURATION**

Built-in microprocessor with LED display and keys

**POWER SUPPLY**

Rated voltage: 95-260V~ ; 47-63Hz, electronic ballast

**DMX CHANNELS**

12, 11, or 10 DMX channels

**PHYSICAL**

art. 03071 (discharge): mm 430 x 340 x 500 - 12 kg.  
art. 03072 (halogen): mm 400 x 340 x 500 - 10 kg.

more info  
[www.studiodue.com](http://www.studiodue.com)

Main functions of this version:

- Motorized focus 256 steps
- Rotating gobos
- Auto mode function with built in games
- Music synchro with built in microphone
- Auto or manual gain function
- Dynamic menus for customization of all fixture functions
- Electronic ballast with PFC 90-240V; 50/60Hz



15° VNSP lens (very narrow beam)

19° NSP lens (narrow beam)



21°x34° MFL lens (medium beam)

30°x51° WFL lens (wide beam)



# Cs4/C 250

The innovative mobile par-64.

Cs4/C are projectors of the last generation, exclusively created to enrich traditional scenographies where the PAR-64 are used, allowing the use of a great number of scenes yet using only a few units: this also means a fast installation and the reduction of space for the transport.



Cs4/C with optional base for vertical installation.

**available accessories:**

- art. CLAMP/C: n.1 professional aluminium clamp
- art. CS4-CASE/C: flight case for n.1 CS4
- art. CS4 base: base for vertical installation
- art. CS4 TR-ADP: couple of truss adaptor for CS4 joint bracket
- art. CS4 JOINT BRACKET: couple of joint bracket for CS4 installation

**available versions:**

art. 0403: CS4/C 4x250W

## CS4/C 250 specifications

**SOURCE**

4 x 250W  
 STI 250W 28V (suggested), 300 hrs lamp life  
 ACL GE 4552 250W 28V, 50 hrs lamp life

**OPTIC**

four units motorised PAR 64 system

**EFFECTS**

Electronic progressive dimmer

**PAN TILT**

Movement: stepper motor 8 or 16 bit resolution  
 Single tilt: 315°  
 Quadruple pan: 270°

**CONTROL**

Standard interface: RS-485  
 Opto-coupled input  
 Protocol: USITT DMX512

**SETUP AND CONFIGURATION**

Built-in microprocessor with LED display and buttons

**POWER SUPPLY**

Rated voltage: 100V~, 120V~, 230V~, 240V~/50-60Hz with internal voltage selector  
 Rated power: 1100W  
 Rated current: 4,8A @ 230V

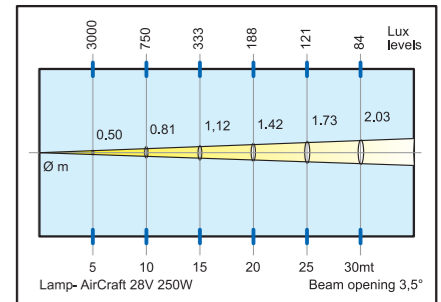
**DMX CHANNELS**

13ch: all pan/tilt 8 bit  
 15ch: global pan/tilt 16 bit  
       single pan 8 bit  
 20ch: all pan/tilt 16 bit

**PHYSICAL**

WxDxH: 2000x300x450 mm  
 Weight: 31 kg.

more info  
[www.studiodue.com](http://www.studiodue.com)



The Cs4/C is the unit with 4 PAR-64 lights, using 4 Air Craft 250W 28V lamps: the lamps can be separately dimmed by 2 DMX channels, and also the Pan movement can be individually regulated at 8 or 16 bit by 2 DMX channels, while the Tilt movement at 8 or 16 bit is the same for both the PAR-64.



# Light Deflector

The Light Deflector has been created with the aim to improve and complete the performances of our moving head spots series. Its high displacement speed make it possible to use the motorized spots even for scenarios where a fast scanning is requested.

It is equipped with a selectable Pan/Tilt 8 or 16 bit operation, which enables high resolution displacement and accurate positioning that make it useful for the deflection and pointing of other light sources such as spot, followspot, etc. The input protocol is the DMX 512 (4 channels for 8 bit, 7 channels for the 16 bit operation) and can be activated by the 3 rotative switches with display.



## LIGHT DEFLECTOR specifications

### PAN TILT

Smooth and accurate angular motion achieved through a high resolution microstepping motor control. Continuous rotation on the tilt axis at different speeds. Angular coverage: 360 degrees. Max speed motion: PAN: 150°/sec, TILT: 180°/sec. 1 degree/sec (min) real time. Resolution: 0,04 degrees (16 bit operation).

### CONTROL INPUT

USITT DMX 512 protocol  
Opto isolated input  
DMX channel display

### SETUP

Rotative switches for DMX address

### DMX CHANNELS

7 DMX channels

### POWER SUPPLY

230V~ ; 50-60Hz; 0,3A  
115V~ ; 50-60Hz; 0,6A

### PHYSICAL

WxDxH: 320 x 130 x 460 mm  
Weight: 5 kg.

*available versions:*

art. 98031: LIGHT DEFLECTOR with standard bracket





# Dominator 6000

The Dominator 6000W becomes in absolute the most powerful unit among the outside multirays effects. Its exceptional power make it visible to longer distances also under unfavourable atmospheric conditions (like dry and clean air). Its effect consist in the rotating, opening and closing of the two circles of 12 rays each, but the shutter. Available also with DMX board.



## DOMINATOR specifications

<b>LAMP</b> HMI 6000W (thermal protection)	<b>DMX CHANNELS</b> 6 DMX channels
<b>PAN</b> Rotation, opening and closing of the 2 circle each one of 12 rays. Weather proof case to protect from the elements.	<b>POWER SUPPLY</b> 230V~ ;50-60Hz On request: 200V~, 240V~ ; 50Hz; 208V~ ; 60Hz
<b>SETUP</b> Built-in control panel. All functions DMX 512 remote control.	<b>PHYSICAL</b> WxDxH: 520 x 910 x 1020 mm Weight: 65 kg.

### available versions:

- art. 9402: DOMINATOR without DMX board
- art. 94021: DOMINATOR with DMX board

# Spaceflower 3000

The Spaceflower 3000W is available in 3 different versions: with or without shutter, with or without DMX board. The version that comes complete with both shutter and DMX board makes this fixture very useful even for stage and show performances. Its effect consist in the rotating, opening and closing of the three circles of 12 rays each. When using the Spaceflower without the DMX board, the functions above described are activated through the keys located on the control panel.



## SPACEFLOWER specifications

<b>LAMP</b> STI 3000W (thermal protection)	<b>DMX CHANNELS</b> 6 DMX channels
<b>PAN</b> 150 degrees. Shutter. Rotation, opening and closing of the 3 circles of rays. Weather proof case to protect from the elements.	<b>POWER SUPPLY</b> 230V~ ;50-60Hz On requests: 200V~, 240V~ ; 50Hz; 208V~ ; 60Hz
<b>SETUP</b> Built-in control panel All functions DMX 512 remote control.	<b>PHYSICAL</b> WxDxH: 450 x 685 x 772 mm Weight: 50 kg.

### available versions:

- art. 9305: SPACEFLOWER with shutter without DMX board
- art. 93051: SPACEFLOWER without shutter without DMX board
- art. 93052: with shutter with DMX board



### available accessories:

- art. SF/CASE: flight case for SPACEFLOWER



# Control Show 512

The easiness in the usage and the fast programming are always to be considered the main characteristics of our controllers. After the great success of the Control Show 512 during the first year of production Studio Due has decided to complete the controller by adding new functions.



#### available accessories:

art. 3001/A DMX EXP: expansion board till 1024 DMX channels

#### available versions:

art. 3001: CONTROL SHOW 512

## CONTROL SHOW 512 specifications

### FEATURES

- USITT DMX 512 protocol
- 512 DMX channels expandable up to 1024
- 128 programs (sequences) up to 1890 steps (scenes)
- Controlling up to a maximum of 64 intelligent lights. (20 DMX channels each one)
- Pan tilt resolution 8 or 16 bit High resolution fading (16 bit)
- Graphic screen 240x210 mm
- Memory card slot (PMCIA), 1 or 2 MB
- Dual opto isolated DMX outputs
- SMPTE code in/out

### POWER SUPPLY

90-130V~ or 180-260V~ ; 50-60Hz

### PHYSICAL

WxDxH: 484 x 440 x 115 mm  
Weight: 8 kg.

more info  
[www.studiodue.com](http://www.studiodue.com)

Other main features of the Control Show are:

- Introduction of 24 basic positions for Pan and Tilt to be used to increase the speed and simplify the programming
- Back-lit alphanumeric graphic display 240x120, very useful guide for the programming. The display gives all the necessary informations during both programming and execution phases
- 1989 memories using all the 512 DMX channels
- 128 programs, any of which can use all the available memories
- Optional board to expand the DMX channels up to 1024
- It can control a maximum of 64 motorized spots, scanners or groups of lighting systems. Each spot can be easily individually or collectively programmed, and it is possible to operate directly on each single parameter thanks to 16 incremental wheels. Incremental joystick for Pan and Tilt
- Pan/Tilt high resolution, 8 or 16 bits
- SMPTE code, easy recording and synchronization
- Memory card, 1 Mbyte-Sram card/PMCIA type
- Mixed function and possibility to manually operate on some selected spots, meanwhile others are executing the selected program.

# Control Five/C

Control Five/C is our 16 bit remote controller, full 512 DMX channels. Easy to use it can be smartly used anywhere. Store up to 4000 scenes. Up to 40 fixtures can be controlled. Power failure memory. Power supply included.



## CONTROL FIVE/C specifications

### FEATURES

- Full 512 DMX Channels
- Store up to 4000 Scenes
- The scenes can be stored in 100 different programs
- Up to 40 fixtures can be controlled and five groups of fixtures are available
- Each parameter can be 8/16 bit resolution
- 16 faders for manual control
- The controller can be synchronized with an external device by MIDI IN, DMX IN or MUSIC IN
- An Incremental cloche is available for precision moving head positioning, with associated two buttons to invert each axis (x - inversion, y - inversion)
- Internal preset are available to create several automatic shapes in very short time
- Each internal preset can be edited and stored in user memory
- Direct access to main functions by individually buttons
- Advanced functions are available by three buttons with dynamical menus
- For every scene are available two timers (WAIT TIME and FADE TIME) to create the fades from a scene to the next one
- An immediate numeric keyboard is used to fast recall programs, steps or assign a numeric value to a parameter.  
(Ex. If you have a 16 bit parameter on a slider, you can assign a precision 16 bit value by the numeric keyboard)
- Flash buttons can be used in a dimmer patch or to assign a specific function to the parameter
- Firmware upload via DMX line
- USB connector for DJ work light
- Power failure memory
- Power input DC 12..24V, 800mA min.
- Power supply included
- Rack mount – 4 Rack spaces

### POWER SUPPLY

120V~ and 230V~ operation available

### PHYSICAL

WxDxH: 530 x 220 x 100 mm  
Weight: 3,5 kg.

more info  
[www.studiodue.com](http://www.studiodue.com)



### available accessories:

art. CTR5 CASE: Flight Case for CONTROL FIVE/C

### available versions:

art. 3006: CONTROL FIVE/C



# Easy Control

The Easy Control is a small DMX recorder that can solve many problems in small installations, when the price of a DMX controllers is too high and not acceptable.

The advantage in using the Easy Control is not only in the price, but also in the easiness of use: our DMX recorder is in fact very easy to operate and thus suitable for everybody.

Having to install, for instance, 2 or 3 Shakes, it is evident that the use of a DMX controller is too expensive. In such a case, it is possible to prepare up to a maximum of 7 different programmes by using any standard DMX controller. Once the programmes are ready, they can be downloaded in the Easy Control, which is now ready to run them.



Obviously, it is not possible to change the programmes from the Easy Control, while on the other hand

it is possible to operate with the following functions:

- choose 1 among the 7 different programmes
- change the speed of the sequence of the programme
- run the programme normally or automatically
- stop the programme
- storage up to a maximum of 7 different programmes up to a maximum of 127 cues for each programme
- it accepts up to a maximum of 512 DMX channels
- the programmes are stored in a flash memory 4 Mb

## specifications

### POWER SUPPLY

90-130V~ or 180-260V~/50-60Hz

### PHYSICAL

WxDxH: 250 x 150 x 100 mm

Weight: 0,5 kg.

*available versions:*

art. 3003: EASY CONTROL



# Dmx Repeater

The DMX Repeater Amplifier, is a new opto-isolated amplifier using DMX signal which can be used everywhere there's the particular need to have DMX lines longer than 100 meters or wherever more than 50 fixtures need to be driven.

The DMX Repeater Amplifier can also function as opto-isolator of the line when the fixtures are not equipped with opto-isolated in/out put.



## specifications

### POWER SUPPLY

90-130V~ or 180-260V~/50-60Hz

### PHYSICAL

WxDxH: 160 x 100 x 60 mm

Weight: 0,5 kg.

*available versions:*

art. 5001: DMX REPEATER





## Virtual controller

Virtual controller is a controller software for all fixture and conventional lightings. With Virtual Controller you can create unlimited number of steps, scenes, programs, cycles, sequences, audio and live effects.

Included intelligent USB-DMX interface.



### specifications

#### FEATURES

- USB input <plug and play>
- Standard DMX - 512 output
- 3 XRL output pin
- USB 1 and 2 compatible
- 12 fixture group
- Audio BMP
- Pan and tilt precision
- Pan and tilt effects
- Cd-rom, mp3, wav
- All fixture libraries
- Stand alone (optional)
- Free upgrades

#### available versions:

art. 3005 VIRTUAL CONTROLLER software for P.C.



## Flight case

Wooden case with metal protections and anti-scratch finishing. Specially designed to contain our fixtures, giving suitable protection and efficiency for packing and unpacking purpose.

It comes with 2 or 4 handles, one or two on each side, for an easier loading/unloading operations.



#### available versions:

art. CS1/CASE Flight Case for n.1 CS1  
 art. CS4/CASE Flight Case for n.1 CS4  
 art. S2/CASE Flight Case for n.2 SHARK250  
 art. S1/CASE Flight Case for n.2 SHARK150  
 art. CTR5 CASE Flight Case for CONTROL FIVE  
 art. XS/CASE Flight Case for n.1 XS1200 / XS700/B (without wheels)  
 art. XSx2/CASE Flight Case for n.2 XS1200 / XS700/B (with wheels)  
 art. DB/CASE Flight Case for n.1 DOMINATOR base  
 art. DH/CASE Flight Case for n.1 DOMINATOR head  
 art. SF/CASE Flight Case for n.1 SPACEFLOWER

# Fast lock & Clamp

The fast lock, to fast fixing the fixtures counterplate.

The clamp, to hang the spot to any structure.



*available versions:*

- art. CLAMP/C: n.1 professional aluminium clamp
- art. TWIN CLAMPS: n.2 professional aluminium clamps
- art. FL2: kit n.2 fast lock





luminous model **XS1200** italy company  
performances blue **CS1** optics lamps  
cyan creativity colours **showlighting**  
famous **CS line** clouds production fixture  
shark light power surface **CYM** fantasy  
show performances tags international  
distance dominator shades size powerful  
efficient lux yellow color spaceflower modular  
technology **events** revolutionary versatile fixtures  
installations imagine innovation **XS** wash  
sinuous **magenta** emotional moving heads

[www.studiodue.com](http://www.studiodue.com)

emotion and creativity in light



Studio Due

work  
gnitdgnilwors

**Headquarter: STUDIO DUE light s.r.l.**  
Str. Poggino, 100 - 01100 Viterbo (Italy)  
tel. +39.0761.352520 (4 lines)  
fax +39.0761.352653

**STUDIO DUE UK**  
3 Encon Court, Owl Close  
Moulton Park Industrial Estate  
Northampton (England) UK - NN3 6 HZ  
tel. +44.1933.650.820

**STUDIO DUE Far East LTD**  
Unit 8, 4/F, Harbour Centre Tower II, 8 Hok Cheung Street,  
Hungghom, Kowloon (Hong Kong)  
tel. +852.29542141 fax +852.23302515

**STUDIO DUE Lighting Technology (Shen Zhen) LTD**

[www.studiodue.com](http://www.studiodue.com)

emotion and creativity in light